



KAY IVEY
GOVERNOR

JIM L. RIDLING
COMMISSIONER

STATE OF ALABAMA
DEPARTMENT OF INSURANCE
201 MONROE STREET, SUITE 502
POST OFFICE BOX 303351
MONTGOMERY, ALABAMA 36130-3351
TELEPHONE: (334) 269-3550
FACSIMILE: (334) 241-4192
INTERNET: www.aldoi.gov

DEPUTY COMMISSIONERS
MARK FOWLER
JIMMY W. GUNN

STATE FIRE MARSHAL
SCOTT F. PILGREEN

GENERAL COUNSEL
REYN NORMAN

2021 Alabama Insurance Examination Report

The information provided in this report was collected by the University of Alabama, as administrator of examinations for the Department of Insurance, based on the results of insurance producer, independent adjuster, and title insurance agent examinations administered in 2021. Prelicensing course providers are verified at the time of each exam.

Table of Contents

	Page
Examination Passing Ratio, by Location	1
Examination Passing Ratio, by Examination	1
Examination Passing Ratio, by Examination, First Attempts Only	1
Examination Passing Ratio, by Examination and Attempt	2
Examination Passing Ratio, by Prelicensing Provider and Exam, 2017-2021:	
@ Your Pace Online	4
0 Chance 2 Fail	5
360Training.Com, Inc.	6
A A Online Classes	7
A C Bail Bonding	8
A D Banker & Company	9
A R Financial, LLC	10
AdjusterPro	11
Advantage Testing Solutions	12
Alabama Independent Insurance Agents	13
Alfa Insurance Company	14
American Online Insurance School	15
Ashely Fisher Simmons	16
Authority Bail Bond	17
Bachelor’s in Insurance	18
Benefit Solutions School of Insurance	19
Bradley Enterprises	20
Burch Associates	21
Continuing Education Resources, Inc.	22
CPMI Professional Development, Inc.	23
Elite Insurance Licensing, LLC	24
ExamFX	25
Gosaus Team, LLC	26
Insurance Schools, Inc.	27
Insurance Systems of Alabama	28
Integrity School of Insurance	29
Kaplan Financial Education.....	30
Koogler Group	31
Mogul School of Business	32
National Online Insurance School, LLC	33
Norris Insurance Licensing	34
Pre-License School of Insurance	35
PRELICENSE.COM, a service of WebCE	36
Primerica Life Insurance Company	37
Professional Insurance Agents of AL, Inc.	38
R S Thomas Trainings Associates, Inc.	39
Right Way Adjusting LLC	40
Securities Training Corporation	41
The License Coach	42
Tri-State Insurance & Financial Group	43
Troy University - Dothan	44
Troy University - Troy	45
The University of Alabama	46
XCEL Solutions LLC	47
Chart Showing Examination Results, All Exams, 2011-2021	48
Chart Showing Examination Results, Life & Health Exams, 2011-2021	49
Chart Showing Examination Results, Property & Casualty Exams, 2011-2021	50

2021 Alabama Insurance Examination Report

Examination Pass Ratio, by Location

Exam Location	Exams Given	Exams Passed	Passing Ratio
Bishop State CC (Mobile area)	475	275	58%
Millbrook Professional Testing Center (Montgomery area)	1171	641	55%
Bryant Conference Center (Tuscaloosa area)	135	84	62%
University of Alabama at Huntsville (Huntsville area)	557	325	58%
Jefferson State CC - Jefferson Campus (Birmingham area)	967	572	59%
UA Gasden Center (Gadsden area)	235	137	58%
Online	3761	2522	67%
Grand Total	7301	4556	62%

Examination Pass Ratio, by Examination

Examination	Exams Given	Exams Passed	Passing Ratio
Producer - Bail Bonds	24	9	38%
Producer - Casualty	11	6	55%
Producer - Health	413	236	57%
Producer - Life	1215	802	66%
Producer - Life & Health	2620	1699	65%
Producer - Personal Lines	600	357	60%
Producer - Property	6	2	33%
Producer - Property & Casualty	1662	907	55%
Independent Adjuster - P&C with WC & Crop	485	334	69%
Independent Adjuster - Property & Casualty (P&C)	185	146	79%
Independent Adjuster - Workers' Comp (WC)	16	11	69%
Independent Adjuster - Crop	4	0	0%
Title Insurance Agent	60	47	78%
Grand Total	7301	4556	62%

Examination Pass Ratio, by Examination, First Attempts Only *

Examination	Exams Given	Exams Passed	Passing Ratio
Producer - Bail Bonds	18	7	39%
Producer - Casualty	5	4	80%
Producer - Health	321	199	62%
Producer - Life	1041	714	69%
Producer - Life & Health	2147	1494	70%
Producer - Personal Lines	460	280	61%
Producer - Property	2	1	50%
Producer - Property & Casualty	1166	695	60%
Independent Adjuster - P&C with WC & Crop	403	285	71%
Independent Adjuster - Property & Casualty (P&C)	160	126	79%
Independent Adjuster - Workers' Comp (WC)	12	9	75%
Independent Adjuster - Crop	1	0	0%
Title Insurance Agent	53	42	79%
Grand Total	5789	3856	67%

* First Attempts refers to the first time an individual has taken a particular exam.

2021 Alabama Insurance Examination Report

Examination Passing Ratio, by Examination and Attempt

Examination	Attempt	Exams Given	Exams Passed	Passing Ratio
Producer - Bail Bonds	1	18	7	39%
	2	6	2	33%
Producer - Bail Bonds -- Total		24	9	38%
Producer - Casualty	1	5	4	80%
	2	4	2	50%
	3	1	0	0%
	4	1	0	0%
Producer - Casualty -- Total		11	6	55%
Producer - Health	1	321	199	62%
	2	85	34	40%
	3	6	2	33%
	4	1	1	100%
Producer - Health -- Total		413	236	57%
Producer - Life	1	1041	714	69%
	2	145	77	53%
	3	22	11	50%
	4	5	0	0%
	5	2	0	0%
Producer - Life -- Total		1215	802	66%
Producer - Life & Health	1	2147	1494	70%
	2	394	169	43%
	3	63	27	43%
	4	13	6	46%
	5	2	2	100%
	6	1	1	100%
Producer - Life & Health -- Total		2620	1699	65%
Producer - Personal Lines	1	460	280	61%
	2	120	63	53%
	3	17	11	65%
	4	3	3	100%
Producer - Personal Lines -- Total		600	357	60%
Producer - Property	1	2	1	50%
	2	2	0	0%
	3	1	0	0%
	4	1	1	100%
Producer - Property -- Total		6	2	33%
Producer - Property & Casualty	1	1166	695	60%
	2	368	154	42%
	3	91	44	48%
	4	32	11	34%
	5	4	3	75%
	6	1	0	0%
Producer - Property & Casualty -- Total		1662	907	55%

2021 Alabama Insurance Examination Report

Examination Passing Ratio, by Examination and Attempt

Examination	Attempt	Exams Given	Exams Passed	Passing Ratio
Independent Adjuster - P&C with WC & Crop	1	768	648	84%
	2	74	47	64%
	3	8	4	50%
	4	3	1	33%
Independent Adjuster - P&C with WC & Crop -- Total		853	700	82%
Independent Adjuster - Property & Casualty (P&C)	1	168	134	80%
	2	24	19	79%
	3	1	1	100%
Independent Adjuster - Property & Casualty (P&C) -- Total		193	154	80%
Independent Adjuster - Workers' Comp (WC)	1	12	9	75%
	2	2	1	50%
	3	2	1	50%
Independent Adjuster - Workers' Comp (WC) -- Total		16	11	69%
Independent Adjuster - Crop	1	1	0	0%
	2	2	0	0%
	3	1	0	0%
Independent Adjuster - Crop -- Total		4	0	0%
Title Insurance Agent	1	53	42	79%
	2	7	5	71%
Title Insurance Agent -- Total		60	47	78%
Grand Total		7677	4930	64%

2021 Alabama Insurance Examination Report

Examination Passing Ratio, by Prelicensing Provider and Exam, 2017-2021

2021 Prelicensing Provider	Exam	Exams Given	Exams Passed	Exam Passing Ratio
@ Your Pace Online -- 2021	Producer - Health	8	5	63%
	Producer - Life	9	7	78%
	Producer - Life & Health	11	10	91%
	Producer - Property & Casualty	20	7	35%
@ Your Pace Online Total -- 2021		48	29	60%
@ Your Pace Online -- 2020	Producer - Health	5	3	60%
	Producer - Life	6	4	67%
	Producer - Life & Health	13	8	62%
	Producer - Property & Casualty	16	11	69%
@ Your Pace Online Total -- 2020		40	26	65%
@ Your Pace Online -- 2019	Producer - Health	2	2	100%
	Producer - Life	6	5	83%
	Producer - Life & Health	5	4	80%
	Producer - Personal Lines	1	1	100%
	Producer - Property	1	1	100%
	Producer - Property & Casualty	11	7	64%
@ Your Pace Online Total -- 2019		26	20	77%
@ Your Pace Online -- 2018	Producer - Health	4	3	75%
	Producer - Life	6	4	67%
	Producer - Life & Health	16	8	50%
	Producer - Property & Casualty	9	3	33%
@ Your Pace Online Total -- 2018		35	18	51%
@ Your Pace Online -- 2017	Producer - Health	6	3	50%
	Producer - Life	4	1	25%
	Producer - Life & Health	11	6	55%
	Producer - Property & Casualty	13	5	38%
@ Your Pace Online Total -- 2017		34	15	44%

2021 Alabama Insurance Examination Report

Examination Passing Ratio, by Prelicensing Provider and Exam, 2017-2021

2021 Prelicensing Provider	Exam	Exams Given	Exams Passed	Exam Passing Ratio
0 Chace 2 Fail -- 2021	Producer - Health	2	0	0%
	Producer - Life	1	0	0%
	Producer - Life & Health	12	11	92%
	Producer - Personal Lines	4	4	100%
	Producer - Property	4	1	25%
	Producer - Property & Casualty	25	15	60%
0 Chance 2 Fail Total -- 2021		48	31	65%
0 Chance 2 Fail -- 2020	Producer - Bail Bonds	1	0	0%
	Producer - Casualty	2	0	0%
	Producer - Health	3	3	100%
	Producer - Life	7	6	86%
	Producer - Life & Health	43	31	72%
	Producer - Personal Lines	20	13	65%
	Producer - Property	1	0	0%
	Producer - Property & Casualty	103	60	58%
0 Chance 2 Fail Total -- 2020		180	113	63%
0 Chance 2 Fail -- 2019	Producer - Casualty	2	2	100%
	Producer - Health	6	6	100%
	Producer - Life	18	15	83%
	Producer - Life & Health	77	57	74%
	Producer - Personal Lines	15	11	73%
	Producer - Property	8	4	50%
	Producer - Property & Casualty	197	108	55%
	Independent Adjuster - P&C with WC & Crop	1	0	0%
0 Chance 2 Fail Total - 2019		324	203	63%
0 Chance 2 Fail -- 2018	Producer - Health	6	5	83%
	Producer - Life	16	13	81%
	Producer - Life & Health	86	65	76%
	Producer - Personal Lines	13	9	69%
	Producer - Property	23	15	65%
	Producer - Property & Casualty	167	88	53%
	Independent Adjuster - Property & Casualty (P&C)	1	0	0%
0 Chance 2 Fail Total -- 2018		312	195	63%
0 Chance 2 Fail -- 2017	Producer - Casualty	1	1	100%
	Producer - Health	6	3	50%
	Producer - Life	17	14	82%
	Producer - Life & Health	84	58	69%
	Producer - Personal Lines	5	3	60%
	Producer - Property	30	16	53%
	Producer - Property & Casualty	167	101	60%
0 Chance 2 Fail Total -- 2017		310	196	63%

2021 Alabama Insurance Examination Report

Examination Passing Ratio, by Prelicensing Provider and Exam, 2017-2021

2021 Prelicensing Provider	Exam	Exams Given	Exams Passed	Exam Passing Ratio
360Training.com Inc -- 2021	Producer - Health	1	0	0%
	Producer - Life & Health	17	13	76%
	Producer - Property & Casualty	8	6	75%
	Independent Adjuster - Property & Casualty (P&C)	1	0	0%
360Training.com Inc Total -- 2021		27	19	70%
360Training.com Inc -- 2020	Producer - Life	1	1	100%
	Producer - Life & Health	27	23	85%
	Producer - Property & Casualty	27	17	63%
360Training.com Inc Total -- 2020		55	41	75%
360Training.com Inc -- 2019	Producer - Life	1	1	100%
	Producer - Life & Health	15	12	80%
	Producer - Personal Lines	1	0	0%
	Producer - Property & Casualty	29	19	66%
360Training.com Inc Total -- 2019		46	32	70%
360Training.com Inc -- 2018	Producer - Casualty	1	1	100%
	Producer - Life & Health	9	4	44%
	Producer - Property	1	1	100%
	Producer - Property & Casualty	12	9	75%
360Training.com Inc Total -- 2018		23	15	65%
360Training.com Inc -- 2017	Producer - Life & Health	9	7	78%
	Producer - Property & Casualty	16	8	50%
360Training.com Inc Total -- 2017		25	15	60%

2021 Alabama Insurance Examination Report

Examination Passing Ratio, by Prelicensing Provider and Exam, 2017-2021

2021 Prelicensing Provider	Exam	Exams Given	Exams Passed	Exam Passing Ratio
A A Online Classes -- 2021	Producer - Health	1	1	100%
	Producer - Life	9	3	33%
	Producer - Life & Health	13	3	23%
	Producer - Personal Lines	1	1	100%
	Producer - Property & Casualty	25	11	44%
A A Online Classes Total -- 2021		49	19	39%
A A Online Classes -- 2020	Producer - Life	1	1	100%
	Producer - Life & Health	2	2	100%
	Producer - Property & Casualty	23	14	61%
A A Online Classes Total -- 2020		26	17	65%
A A Online Classes -- 2019	Producer - Life	1	0	0%
	Producer - Life & Health	24	16	67%
	Producer - Personal Lines	1	0	0%
	Producer - Property & Casualty	29	8	28%
	Independent Adjuster - P&C with WC & Crop	6	2	33%
	Independent Adjuster - Property & Casualty (P&C)	2	1	50%
A A Online Classes Total -- 2019		63	27	43%
A A Online Classes -- 2018	Producer - Health	2	0	0%
	Producer - Life & Health	21	16	76%
	Producer - Property & Casualty	48	19	40%
	Independent Adjuster - P&C with WC & Crop	2	0	0%
	Independent Adjuster - Property & Casualty (P&C)	1	0	0%
A A Online Classes Total -- 2018		74	35	47%
A A Online Classes -- 2017	Producer - Life & Health	24	15	63%
	Producer - Property & Casualty	39	16	41%
	Independent Adjuster - P&C with WC & Crop	1	0	0%
	Independent Adjuster - Property & Casualty (P&C)	2	0	0%
A A Online Classes Total -- 2017		66	31	47%

2021 Alabama Insurance Examination Report

Examination Passing Ratio, by Prelicensing Provider and Exam, 2017-2021

2021 Prelicensing Provider	Exam	Exams Given	Exams Passed	Exam Passing Ratio
A C Bail Bonding -- 2021	Producer - Bail Bonds	6	1	17%
A C Bail Bonding Total -- 2021		6	1	17%
A C Bail Bonding -- 2020	Producer - Bail Bonds	4	1	25%
	Producer - Property & Casualty	1	1	100%
A C Bail Bonding Total -- 2020		5	2	40%
A C Bail Bonding -- 2019	Producer - Bail Bonds	4	2	50%
A C Bail Bonding Total -- 2019		4	2	50%

2021 Alabama Insurance Examination Report

Examination Passing Ratio, by Prelicensing Provider and Exam, 2017-2021

2021 Prelicensing Provider	Exam	Exams Given	Exams Passed	Exam Passing Ratio
A D Banker & Company -- 2021	Producer - Casualty	2	2	100%
	Producer - Health	17	13	76%
	Producer - Life	128	100	78%
	Producer - Life & Health	329	236	72%
	Producer - Personal Lines	275	141	51%
	Producer - Property	1	1	100%
	Producer - Property & Casualty	492	262	53%
A D Banker & Company Total -- 2021		1244	755	61%
A D Banker & Company -- 2020	Producer - Health	20	10	50%
	Producer - Life	75	54	72%
	Producer - Life & Health	306	208	68%
	Producer - Personal Lines	140	65	46%
	Producer - Property	1	1	100%
	Producer - Property & Casualty	343	180	52%
	Independent Adjuster - Property & Casualty (P&C)	1	0	0%
	Independent Adjuster - Workers' Comp (WC)	1	0	0%
A D Banker & Company Total -- 2020		887	518	58%
A D Banker Corp -- 2019	Producer - Casualty	2	2	100%
	Producer - Health	43	25	58%
	Producer - Life	147	122	83%
	Producer - Life & Health	372	236	63%
	Producer - Personal Lines	156	83	53%
	Producer - Property	1	1	100%
	Producer - Property & Casualty	400	212	53%
	Independent Adjuster - Property & Casualty (P&C)	1	0	0%
A D Banker Corp Total -- 2019		1122	681	61%
A D Banker Corp -- 2018	Producer - Health	22	16	73%
	Producer - Life	219	158	72%
	Producer - Life & Health	349	224	64%
	Producer - Personal Lines	162	77	48%
	Producer - Property	1	0	0%
	Producer - Property & Casualty	443	245	55%
A D Banker Corp Total -- 2018		1196	720	60%
A D Banker Corp -- 2017	Producer - Casualty	2	0	0%
	Producer - Health	39	25	64%
	Producer - Life	178	118	66%
	Producer - Life & Health	236	163	69%
	Producer - Personal Lines	84	47	56%
	Producer - Property	7	3	43%
	Producer - Property & Casualty	301	165	55%
	Independent Adjuster - P&C with WC & Crop	1	0	0%
	Independent Adjuster - Property & Casualty (P&C)	2	0	0%
A D Banker Corp Total -- 2017		850	521	61%

2021 Alabama Insurance Examination Report

Examination Passing Ratio, by Prelicensing Provider and Exam, 2017-2021

2021 Prelicensing Provider	Exam	Exams Given	Exams Passed	Exam Passing Ratio
A R Financial LLC -- 2021	Producer - Property & Casualty	2	1	50%
A R Financial LLC Total -- 2021		2	1	50%
A R Financial LLC -- 2020	Independent Adjuster - P&C with WC & Crop	7	6	86%
A R Financial LLC Total -- 2020		7	6	86%

2021 Alabama Insurance Examination Report

Examination Passing Ratio, by Prelicensing Provider and Exam, 2017-2021

2021 Prelicensing Provider	Exam	Exams Given	Exams Passed	Exam Passing Ratio
AdjusterPro -- 2021	Producer - Life	2	1	50%
	Producer - Life & Health	4	3	75%
	Producer - Property & Casualty	2	1	50%
	Independent Adjuster - P&C with WC & Crop	476	331	70%
	Independent Adjuster - Property & Casualty (P&C)	179	145	81%
	Independent Adjuster - Workers' Comp (WC)	16	11	69%
	Independent Adjuster - Crop	4	0	0%
AdjusterPro Total - 2021		683	492	72%
AdjusterPro -- 2020	Producer - Life & Health	1	0	0%
	Producer - Property & Casualty	1	0	0%
	Independent Adjuster - P&C with WC & Crop	165	140	85%
	Independent Adjuster - Property & Casualty (P&C)	169	140	83%
	Independent Adjuster - Workers' Comp (WC)	4	4	100%
	Independent Adjuster - Crop	6	5	83%
AdjusterPro Total -- 2020		346	289	84%
AdjusterPro -- 2019	Independent Adjuster - P&C with WC & Crop	242	175	72%
	Independent Adjuster - Property & Casualty (P&C)	332	280	84%
	Independent Adjuster - Workers' Comp (WC)	6	5	83%
	Independent Adjuster - Crop	2	0	0%
AdjusterPro Total -- 2019		582	460	79%
AdjusterPro -- 2018	Independent Adjuster - P&C with WC & Crop	449	299	67%
	Independent Adjuster - Property & Casualty (P&C)	352	272	77%
	Independent Adjuster - Workers' Comp (WC)	6	5	83%
	Independent Adjuster - Crop	3	1	33%
AdjusterPro Total -- 2018		810	577	71%
AdjusterPro -- 2017	Independent Adjuster - P&C with WC & Crop	662	418	63%
	Independent Adjuster - Property & Casualty (P&C)	314	239	76%
	Independent Adjuster - Workers' Comp (WC)	6	3	50%
	Independent Adjuster - Crop	4	3	75%
AdjusterPro Total -- 2017		986	663	67%

2021 Alabama Insurance Examination Report

Examination Passing Ratio, by Prelicensing Provider and Exam, 2017-2021

2021 Prelicensing Provider	Exam	Exams Given	Exams Passed	Exam Passing Ratio
Advantage Testing Solutions -- 2021	Producer - Property & Casualty	1	1	100%
Advantage Testing Solutions Total -- 2021		1	1	100%
Advantage Testing Solutions -- 2019	Independent Adjuster - P&C with WC & Crop	7	7	100%
	Independent Adjuster - Property & Casualty (P&C)	4	4	100%
Advantage Testing Solutions Total - 2019		11	11	100%

2021 Alabama Insurance Examination Report

Examination Passing Ratio, by Prelicensing Provider and Exam, 2017-2021

2021 Prelicensing Provider	Exam	Exams Given	Exams Passed	Exam Passing Ratio
AL Independent Insurance Agents -- 2021	Producer - Property & Casualty	85	51	60%
AL Independent Insurance Agents Total -- 2020		85	51	60%
AL Independent Insurance Agents -- 2020	Producer - Property & Casualty	25	17	68%
AL Independent Insurance Agents Total -- 2020		25	17	68%
AL Independent Insurance Agents -- 2019	Producer - Personal Lines	3	1	33%
	Producer - Property & Casualty	86	45	52%
AL Independent Insurance Agents Total -- 2019		89	46	52%
AL Independent Insurance Agents -- 2018	Producer - Life & Health	1	1	100%
	Producer - Property & Casualty	106	76	72%
AL Independent Insurance Agents Total -- 2018		107	77	72%
AL Independent Insurance Agents -- 2018	Producer - Life	1	0	0%
	Producer - Property & Casualty	112	76	68%
AL Independent Insurance Agents Total -- 2018		113	76	67%

2021 Alabama Insurance Examination Report

Examination Passing Ratio, by Prelicensing Provider and Exam, 2017-2021

2021 Prelicensing Provider	Exam	Exams Given	Exams Passed	Exam Passing Ratio
Alfa Insurance Company -- 2021	Producer - Property & Casualty	3	3	100%
Alfa Insurance Company Total - 2021		3	3	100%
Alfa Insurance Company -- 2020	Producer - Property & Casualty	1	0	0%
Alfa Insurance Company Total -- 2020		1	0	0%
Alfa Insurance Company -- 2019	Producer - Life	1	1	100%
Alfa Insurance Company Total -- 2019		1	1	100%
Alfa Insurance Company -- 2018	Producer - Life & Health	1	1	100%
Alfa Insurance Company Total -- 2018		1	1	100%
Alfa Insurance Company -- 2017	Producer - Life	1	0	0%
	Producer - Life & Health	3	1	33%
	Producer - Property & Casualty	3	1	33%
Alfa Insurance Company Total -- 2017		7	2	29%

2021 Alabama Insurance Examination Report

Examination Passing Ratio, by Prelicensing Provider and Exam, 2017-2021

2021 Prelicensing Provider	Exam	Exams Given	Exams Passed	Exam Passing Ratio
American Online Insurance School -- 2021	Producer - Health	1	1	100%
	Producer - Life	13	7	54%
	Producer - Life & Health	3	3	100%
	Producer - Property & Casualty	1	1	100%
American Online Insurance School Total -- 2021		18	12	67%
American Online Insurance School -- 2020	Producer - Life	5	5	100%
	Producer - Life & Health	1	0	0%
American Online Insurance School Total -- 2020		6	5	83%
American Online Insurance School -- 2019	Producer - Life & Health	2	1	50%
American Online Insurance School Total -- 2019		2	1	50%
American Online Insurance School -- 2018	Producer - Life	1	1	100%
	Producer - Life & Health	2	1	50%
American Online Insurance School Total -- 2018		3	2	67%

2021 Alabama Insurance Examination Report

Examination Passing Ratio, by Prelicensing Provider and Exam, 2017-2021

2021 Prelicensing Provider	Exam	Exams Given	Exams Passed	Exam Passing Ratio
Ashley Fisher Simmons -- 2021	Producer - Health	1	1	100%
	Producer - Life	4	3	75%
	Producer - Property & Casualty	2	0	0%
Ashley Fisher Simmons Total -- 2021		7	4	57%
Ashley Fisher Simmons -- 2020	Producer - Life	6	4	67%
Ashley Fisher Simmons Total -- 2020		6	4	67%

2021 Alabama Insurance Examination Report

Examination Passing Ratio, by Prelicensing Provider and Exam, 2017-2021

2021 Prelicensing Provider	Exam	Exams Given	Exams Passed	Exam Passing Ratio
Authority Bail Bond -- 2021	Producer - Bail Bonds	5	2	40%
Authority Bail Bond Total -- 2021		5	2	40%
Authority Bail Bond -- 2019	Producer - Bail Bonds	14	9	64%
Authority Bail Bond Total -- 2019		14	9	64%
Authority Bail Bond -- 2018	Producer - Bail Bonds	10	3	30%
	Producer - Health	86	43	50%
	Producer - Life	24	19	79%
	Producer - Life & Health	303	199	66%
	Independent Adjuster - P&C with WC & Crop	321	318	99%
	Independent Adjuster - Property & Casualty (P&C)	51	46	90%
	Title Insurance Agent	4	3	75%
Authority Bail Bond Total -- 2018		799	631	79%
Authority Bail Bond -- 2017	Producer - Bail Bonds	15	5	33%
Authority Bail Bond Total -- 2017		15	5	33%

2021 Alabama Insurance Examination Report

Examination Passing Ratio, by Prelicensing Provider and Exam, 2017-2021

2021 Prelicensing Provider	Exam	Exams Given	Exams Passed	Exam Passing Ratio
Bachelor's in Insurance -- 2021	Producer - Life	1	1	100%
	Producer - Property & Casualty	4	4	100%
Bachelor's in Insurance Total -- 2021		5	5	100%
Bachelor's in Insurance -- 2020	Producer - Life & Health	2	2	100%
	Producer - Property & Casualty	2	2	100%
Bachelor's in Insurance Total -- 2020		4	4	100%
Bachelor's in Insurance -- 2019	Producer - Property & Casualty	1	1	100%
Bachelor's in Insurance Total -- 2019		1	1	100%
Bachelor's in Insurance -- 2018	Producer - Property & Casualty	2	2	100%
Bachelor's in Insurance Total -- 2018		2	2	100%
Bachelor's in Insurance -- 2017	Producer - Life & Health	2	1	50%
	Producer - Property & Casualty	2	2	100%
Bachelor's in Insurance Total -- 2017		4	3	75%

2021 Alabama Insurance Examination Report

Examination Passing Ratio, by Prelicensing Provider and Exam, 2017-2021

2021 Prelicensing Provider	Exam	Exams Given	Exams Passed	Exam Passing Ratio
Benefit Solutions School of Insurance -- 2021	Producer - Life & Health	9	8	89%
	Producer - Property & Casualty	10	10	100%
Benefit Solutions School of Insurance Total -- 2021		19	18	95%
Benefit Solutions School of Insurance -- 2020	Producer - Life & Health	8	8	100%
	Producer - Property & Casualty	8	8	100%
Benefit Solutions School of Insurance Total -- 2020		16	16	100%
Benefit Solutions School of Insurance -- 2019	Producer - Life & Health	16	16	100%
	Producer - Property & Casualty	21	20	95%
Benefit Solutions School of Insurance Total -- 2019		37	36	97%
Benefit Solutions School of Insurance -- 2018	Producer - Life & Health	19	18	95%
	Producer - Property & Casualty	17	16	94%
Benefit Solutions School of Insurance Total -- 2018		36	34	94%
Benefit Solutions School of Insurance -- 2017	Producer - Health	1	1	100%
	Producer - Life & Health	14	13	93%
	Producer - Property & Casualty	7	5	71%
Benefit Solutions School of Insurance Total -- 2017		22	19	86%

2021 Alabama Insurance Examination Report

Examination Passing Ratio, by Prelicensing Provider and Exam, 2017-2021

2021 Prelicensing Provider	Exam	Exams Given	Exams Passed	Exam Passing Ratio
Bradley Enterprises -- 2021	Producer - Casualty	1	0	0%
	Producer - Health	1	1	100%
	Producer - Life	2	1	50%
	Producer - Life & Health	5	0	0%
	Producer - Personal Lines	13	13	100%
	Producer - Property & Casualty	8	4	50%
Bradley Enterprises Total -- 2021		30	19	63%
Bradley Enterprises -- 2020	Producer - Casualty	1	1	100%
	Producer - Life & Health	17	15	88%
	Producer - Personal Lines	7	3	43%
	Producer - Property & Casualty	17	4	24%
	Independent Adjuster - Property & Casualty (P&C)	1	0	0%
Bradley Enterprises Total -- 2020		43	23	53%
Bradley Enterprises -- 2019	Producer - Life	1	0	0%
	Producer - Life & Health	31	21	68%
	Producer - Property	4	4	100%
	Producer - Property & Casualty	36	14	39%
	Independent Adjuster - P&C with WC & Crop	4	1	25%
	Independent Adjuster - Property & Casualty (P&C)	5	1	20%
Bradley Enterprises Total -- 2019		81	41	51%
Bradley Enterprises -- 2018	Producer - Health	1	0	0%
	Producer - Life	2	2	100%
	Producer - Life & Health	23	13	57%
	Producer - Personal Lines	1	1	100%
	Producer - Property & Casualty	52	13	25%
	Independent Adjuster - P&C with WC & Crop	1	1	100%
	Independent Adjuster - Property & Casualty (P&C)	4	0	0%
Bradley Enterprises Total -- 2018		84	30	36%
Bradley Enterprises -- 2017	Producer - Life	3	2	67%
	Producer - Life & Health	49	37	76%
	Producer - Personal Lines	1	0	0%
	Producer - Property	1	0	0%
	Producer - Property & Casualty	72	27	38%
	Independent Adjuster - P&C with WC & Crop	1	0	0%
	Independent Adjuster - Property & Casualty (P&C)	1	0	0%
Bradley Enterprises Total -- 2017		128	66	52%

2021 Alabama Insurance Examination Report

Examination Passing Ratio, by Prelicensing Provider and Exam, 2017-2021

2021 Prelicensing Provider	Exam	Exams Given	Exams Passed	Exam Passing Ratio
Burch Associates -- 2021	Producer - Life	1	1	100%
	Producer - Personal Lines	1	1	100%
	Producer - Property & Casualty	4	2	50%
Burch Associates Total -- 2021		6	4	67%
Burch Associates -- 2020	Producer - Health	2	2	100%
	Producer - Life	7	5	71%
	Producer - Life & Health	11	10	91%
	Producer - Personal Lines	4	3	75%
	Producer - Property	1	0	0%
	Producer - Property & Casualty	25	13	52%
Burch Associates Total -- 2020		50	33	66%
Burch Associates -- 2019	Producer - Casualty	1	0	0%
	Producer - Life	4	2	50%
	Producer - Life & Health	48	28	58%
	Producer - Personal Lines	9	5	56%
	Producer - Property	7	5	71%
	Producer - Property & Casualty	54	27	50%
Burch Associates Total -- 2019		123	67	54%
Burch Associates -- 2018	Producer - Casualty	1	1	100%
	Producer - Health	1	1	100%
	Producer - Life	1	1	100%
	Producer - Life & Health	52	25	48%
	Producer - Personal Lines	1	0	0%
	Producer - Property	20	10	50%
	Producer - Property & Casualty	61	35	57%
	Independent Adjuster - Property & Casualty (P&C)	1	0	0%
Burch Associates Total -- 2018		138	73	53%
Burch Associates -- 2017	Producer - Casualty	2	1	50%
	Producer - Health	2	1	50%
	Producer - Life	7	6	86%
	Producer - Life & Health	71	27	38%
	Producer - Personal Lines	2	2	100%
	Producer - Property	10	6	60%
	Producer - Property & Casualty	48	28	58%
Burch Associates Total -- 2017		142	71	50%

2021 Alabama Insurance Examination Report

Examination Passing Ratio, by Prelicensing Provider and Exam, 2017-2021

2021 Prelicensing Provider	Exam	Exams Given	Exams Passed	Exam Passing Ratio
Continuing Education Resources Inc -- 2021	Producer - Bail Bonds	2	1	50%
	Producer - Life & Health	3	3	100%
	Producer - Property & Casualty	4	4	100%
Continuing Education Resources Inc Total -- 2021		9	8	89%
Continuing Education Resources Inc -- 2020	Producer - Bail Bonds	11	9	82%
	Producer - Health	2	0	0%
	Producer - Life	2	2	100%
	Producer - Life & Health	10	9	90%
	Producer - Property & Casualty	4	4	100%
Continuing Education Resources Inc Total -- 2020		29	24	83%
Continuing Education Resources Inc -- 2019	Producer - Bail Bonds	4	3	75%
	Producer - Health	1	1	100%
	Producer - Life	3	1	33%
	Producer - Life & Health	7	2	29%
	Producer - Property	1	0	0%
	Producer - Property & Casualty	8	4	50%
Continuing Education Resources Inc Total -- 2019		24	11	46%
Continuing Education Resources Inc -- 2018	Producer - Bail Bonds	4	2	50%
	Producer - Life	1	1	100%
	Producer - Life & Health	6	4	67%
	Producer - Property & Casualty	1	0	0%
	Independent Adjuster - Property & Casualty (P&C)	2	0	0%
Continuing Education Resources Inc Total -- 2018		14	7	50%
Continuing Education Resources Inc -- 2017	Producer - Bail Bonds	26	13	50%
	Producer - Health	2	2	100%
	Producer - Life & Health	3	2	67%
	Producer - Property & Casualty	3	2	67%
Continuing Education Resources Inc Total -- 2017		34	19	56%

2021 Alabama Insurance Examination Report

Examination Passing Ratio, by Prelicensing Provider and Exam, 2017-2021

2021 Prelicensing Provider	Exam	Exams Given	Exams Passed	Exam Passing Ratio
CPMI Professional Development Inc -- 2021	Producer - Life & Health	5	0	0%
	Producer - Property & Casualty	2	0	0%
CPMI Professional Development Inc Total -- 2021		7	0	0%
CPMI Professional Development Inc -- 2020	Producer - Life & Health	6	2	33%
	Producer - Property & Casualty	5	1	20%
CPMI Professional Development Inc Total -- 2020		11	3	27%
CPMI Professional Development Inc -- 2019	Producer - Health	1	1	100%
	Producer - Life & Health	8	5	63%
	Producer - Property & Casualty	11	7	64%
CPMI Professional Development Inc Total -- 2019		20	13	65%
CPMI Professional Development Inc -- 2018	Producer - Casualty	2	0	0%
	Producer - Health	1	1	100%
	Producer - Life & Health	7	5	71%
	Producer - Property	1	0	0%
	Producer - Property & Casualty	22	10	45%
CPMI Professional Development Inc Total -- 2018		33	16	48%
CPMI Professional Development Inc -- 2017	Producer - Life	1	1	100%
	Producer - Life & Health	4	4	100%
	Producer - Property & Casualty	10	3	30%
CPMI Professional Development Inc Total -- 2017		15	8	53%

2021 Alabama Insurance Examination Report

Examination Passing Ratio, by Prelicensing Provider and Exam, 2017-2021

2021 Prelicensing Provider	Exam	Exams Given	Exams Passed	Exam Passing Ratio
Elite Insurance Licensing LLC -- 2021	Producer - Life	1	0	0%
	Producer - Property & Casualty	1	1	100%
Elite Insurance Licensing LLC Total -- 2021		2	1	50%
Elite Insurance Licensing LLC -- 2020	Producer - Health	2	1	50%
	Producer - Life & Health	1	1	100%
	Producer - Property & Casualty	2	0	0%
Elite Insurance Licensing LLC Total -- 2020		5	2	40%
Elite Insurance Licensing LLC -- 2019	Producer - Health	1	0	0%
	Producer - Life & Health	1	1	100%
	Producer - Property & Casualty	2	0	0%
Elite Insurance Licensing LLC Total -- 2019		4	1	25%
Elite Insurance Licensing LLC -- 2018	Producer - Life & Health	1	1	100%
Elite Insurance Licensing LLC Total -- 2018		1	1	100%
Elite Insurance Licensing LLC -- 2017	Producer - Life	1	1	100%
	Producer - Property & Casualty	2	2	100%
Elite Insurance Licensing LLC Total -- 2017		3	3	100%

2021 Alabama Insurance Examination Report

Examination Passing Ratio, by Prelicensing Provider and Exam, 2017-2021

2021 Prelicensing Provider	Exam	Exams Given	Exams Passed	Exam Passing Ratio
ExamFX -- 2021	Producer - Casualty	1	1	100%
	Producer - Health	305	157	51%
	Producer - Life	312	220	71%
	Producer - Life & Health	499	351	70%
	Producer - Personal Lines	181	123	68%
	Producer - Property & Casualty	290	147	51%
	Independent Adjuster - P&C with WC & Crop	1	0	0%
ExamFX Total -- 2021		1589	999	63%
ExamFX -- 2020	Producer - Casualty	6	3	50%
	Producer - Health	206	116	56%
	Producer - Life	206	139	67%
	Producer - Life & Health	365	251	69%
	Producer - Personal Lines	12	8	67%
	Producer - Property & Casualty	253	106	42%
ExamFX Total -- 2020		1048	623	59%
ExamFX -- 2019	Producer - Casualty	2	1	50%
	Producer - Health	367	155	42%
	Producer - Life	306	195	64%
	Producer - Life & Health	462	304	66%
	Producer - Personal Lines	1	1	100%
	Producer - Property	25	17	68%
	Producer - Property & Casualty	384	179	47%
ExamFX Total -- 2019		1547	852	55%
ExamFX -- 2018	Producer - Casualty	6	1	17%
	Producer - Health	107	44	41%
	Producer - Life	179	121	68%
	Producer - Life & Health	333	241	72%
	Producer - Personal Lines	3	2	67%
	Producer - Property & Casualty	288	136	47%
	Independent Adjuster - Property & Casualty (P&C)	1	0	0%
ExamFX Total -- 2018		917	545	59%
ExamFX -- 2017	Producer - Health	15	10	67%
	Producer - Life	162	117	72%
	Producer - Life & Health	391	281	72%
	Producer - Personal Lines	5	1	20%
	Producer - Property	2	0	0%
	Producer - Property & Casualty	305	139	46%
ExamFX Total -- 2017		880	548	62%

2021 Alabama Insurance Examination Report

Examination Passing Ratio, by Prelicensing Provider and Exam, 2017-2021

2021 Prelicensing Provider	Exam	Exams Given	Exams Passed	Exam Passing Ratio
Gosaus Team LLC	Producer - Life	9	7	78%
	Producer - Life & Health	10	6	60%
	Producer - Property & Casualty	21	10	48%
	Independent Adjuster - P&C with WC & Crop	4	3	75%
Gosaus Team LLC Total		44	26	59%
Gosaus Team LLC -- 2020	Producer - Health	1	1	100%
	Producer - Life	7	5	71%
	Producer - Life & Health	11	6	55%
	Producer - Property & Casualty	12	10	83%
	Independent Adjuster - P&C with WC & Crop	8	6	75%
Gosaus Team LLC Total -- 2020		39	28	72%
Gosaus Team LLC - 2019	Producer - Life	11	6	55%
	Producer - Life & Health	7	2	29%
	Producer - Personal Lines	1	1	100%
	Producer - Property & Casualty	11	9	82%
	Independent Adjuster - P&C with WC & Crop	7	5	71%
Gosaus Team LLC Total -- 2019		37	23	62%
Gosaus Team LLC - 2018	Producer - Life	5	3	60%
	Producer - Life & Health	11	9	82%
	Producer - Personal Lines	1	0	0%
	Producer - Property	1	0	0%
	Producer - Property & Casualty	20	11	55%
	Independent Adjuster - P&C with WC & Crop	18	16	89%
Gosaus Team LLC Total -- 2018		56	39	70%
Gosaus Team LLC - 2017	Producer - Life	6	5	83%
	Producer - Life & Health	22	11	50%
	Producer - Property	1	0	0%
	Producer - Property & Casualty	23	7	30%
	Independent Adjuster - P&C with WC & Crop	15	14	93%
Gosaus Team LLC Total -- 2017		67	37	55%

2021 Alabama Insurance Examination Report

Examination Passing Ratio, by Prelicensing Provider and Exam, 2017-2021

2021 Prelicensing Provider	Exam	Exams Given	Exams Passed	Exam Passing Ratio
Insurance Schools Inc -- 2021	Producer - Health	1	1	100%
	Producer - Life	2	0	0%
	Producer - Life & Health	1	1	100%
	Producer - Property & Casualty	3	3	100%
	Independent Adjuster - P&C with WC & Crop	1	0	0%
Insurance Schools Inc Total -- 2021		8	5	63%
Insurance Schools Inc -- 2020	Producer - Property & Casualty	2	1	50%
	Independent Adjuster - P&C with WC & Crop	3	2	67%
	Independent Adjuster - Property & Casualty (P&C)	2	1	50%
Insurance Schools Inc Total -- 2020		7	4	57%
Insurance Schools Inc -- 2019	Producer - Property & Casualty	3	3	100%
	Independent Adjuster - P&C with WC & Crop	14	6	43%
	Independent Adjuster - Property & Casualty (P&C)	12	6	50%
Insurance Schools Inc Total -- 2019		29	15	52%
Insurance Schools Inc -- 2018	Producer - Life & Health	5	3	60%
	Producer - Property & Casualty	5	5	100%
	Independent Adjuster - P&C with WC & Crop	9	4	44%
	Independent Adjuster - Property & Casualty (P&C)	11	8	73%
Insurance Schools Inc Total -- 2018		30	20	67%
Insurance Schools Inc -- 2017	Producer - Life	2	1	50%
	Producer - Property & Casualty	6	2	33%
	Independent Adjuster - P&C with WC & Crop	10	5	50%
	Independent Adjuster - Property & Casualty (P&C)	6	6	100%
Insurance Schools Inc Total -- 2017		24	14	58%

2021 Alabama Insurance Examination Report

Examination Passing Ratio, by Prelicensing Provider and Exam, 2017-2021

2021 Prelicensing Provider	Exam	Exams Given	Exams Passed	Exam Passing Ratio
Insurance Systems of Alabama -- 2021	Producer - Life	3	2	67%
	Producer - Life & Health	30	14	47%
	Producer - Personal Lines	1	1	100%
	Producer - Property & Casualty	46	23	50%
Insurance Systems of Alabama Total -- 2021		80	40	50%
Insurance Systems of Alabama -- 2020	Producer - Health	2	2	100%
	Producer - Life	4	3	75%
	Producer - Life & Health	42	23	55%
	Producer - Personal Lines	1	1	100%
	Producer - Property & Casualty	47	23	49%
Insurance Systems of Alabama Total -- 2020		96	52	54%
Insurance Systems of Alabama -- 2019	Producer - Health	5	3	60%
	Producer - Life	17	12	71%
	Producer - Life & Health	60	36	60%
	Producer - Personal Lines	7	4	57%
	Producer - Property & Casualty	125	61	49%
Insurance Systems of Alabama Total -- 2019		214	116	54%
Insurance Systems of Alabama -- 2018	Producer - Health	6	1	17%
	Producer - Life	38	19	50%
	Producer - Life & Health	99	70	71%
	Producer - Personal Lines	10	5	50%
	Producer - Property	6	3	50%
	Producer - Property & Casualty	179	99	55%
Insurance Systems of Alabama Total -- 2018		338	197	58%
Insurance Systems of Alabama -- 2017	Producer - Casualty	3	2	67%
	Producer - Health	4	3	75%
	Producer - Life	43	29	67%
	Producer - Life & Health	147	99	67%
	Producer - Personal Lines	12	5	42%
	Producer - Property	7	2	29%
	Producer - Property & Casualty	215	124	58%
Insurance Systems of Alabama Total -- 2017		431	264	61%

2021 Alabama Insurance Examination Report

Examination Passing Ratio, by Prelicensing Provider and Exam, 2017-2021

2021 Prelicensing Provider	Exam	Exams Given	Exams Passed	Exam Passing Ratio
Integrity School of Insurance -- 2021	Producer - Health	2	2	100%
Integrity School of Insurance Total -- 2021		2	2	100%
Integrity School of Insurance -- 2020	Producer - Health	1	1	100%
	Producer - Life & Health	4	3	75%
Integrity School of Insurance Total -- 2020		5	4	80%
Integrity School of Insurance -- 2019	Producer - Bail Bonds	2	1	50%
	Producer - Life	1	0	0%
	Producer - Life & Health	5	4	80%
Integrity School of Insurance Total -- 2019		8	5	63%
Integrity School of Insurance -- 2018	Producer - Bail Bonds	6	1	17%
	Producer - Life & Health	11	9	82%
	Producer - Property & Casualty	1	1	100%
Integrity School of Insurance Total -- 2018		18	11	61%
Integrity School of Insurance -- 2017	Producer - Life & Health	5	3	60%
	Producer - Personal Lines	1	1	100%
Integrity School of Insurance Total -- 2017		6	4	67%

2021 Alabama Insurance Examination Report

Examination Passing Ratio, by Prelicensing Provider and Exam, 2017-2021

2021 Prelicensing Provider	Exam	Exams Given	Exams Passed	Exam Passing Ratio
Kaplan Financial Education -- 2021	Producer - Health	21	16	76%
	Producer - Life	25	20	80%
	Producer - Life & Health	158	121	77%
	Producer - Personal Lines	104	58	56%
	Producer - Property & Casualty	231	128	55%
	Independent Adjuster - P&C with WC & Crop	2	0	0%
	Independent Adjuster - Property & Casualty (P&C)	1	0	0%
Kaplan Financial Education Total -- 2021		542	343	63%
Kaplan Financial Education -- 2020	Producer - Casualty	2	1	50%
	Producer - Health	12	9	75%
	Producer - Life	8	6	75%
	Producer - Life & Health	90	68	76%
	Producer - Personal Lines	4	3	75%
	Producer - Property & Casualty	136	66	49%
Kaplan Financial Education Total -- 2020		252	153	61%
Kaplan Financial Education -- 2019	Producer - Health	26	17	65%
	Producer - Life	15	13	87%
	Producer - Life & Health	138	116	84%
	Producer - Personal Lines	1	1	100%
	Producer - Property & Casualty	164	106	65%
Kaplan Financial Education Total -- 2019		344	253	74%
Kaplan Financial Education -- 2018	Producer - Health	23	15	65%
	Producer - Life	16	14	88%
	Producer - Life & Health	183	127	69%
	Producer - Personal Lines	4	3	75%
	Producer - Property & Casualty	161	86	53%
Kaplan Financial Education Total -- 2018		387	245	63%
Kaplan Financial Education -- 2017	Producer - Casualty	1	1	100%
	Producer - Health	20	12	60%
	Producer - Life	6	6	100%
	Producer - Life & Health	128	98	77%
	Producer - Personal Lines	1	1	100%
	Producer - Property & Casualty	117	67	57%
	Independent Adjuster - P&C with WC & Crop	1	0	0%
Kaplan Financial Education Total -- 2017		274	185	68%

2021 Alabama Insurance Examination Report

Examination Passing Ratio, by Prelicensing Provider and Exam, 2017-2021

2021 Prelicensing Provider	Exam	Exams Given	Exams Passed	Exam Passing Ratio
Koogler Group -- 2021	Title Insurance Agent	48	40	83%
Koogler Group Total -- 2021		48	40	83%
Koogler Group -- 2020	Title Insurance Agent	23	22	96%
Koogler Group Total - 2020		23	22	96%
Koogler Group -- 2019	Title Insurance Agent	32	31	97%
Koogler Group Total -- 2019		32	31	97%
Koogler Group -- 2018	Title Insurance Agent	29	27	93%
Koogler Group Total -- 2018		29	27	93%
Koogler Group -- 2017	Title Insurance Agent	43	39	91%
Koogler Group Total -- 2017		43	39	91%

2021 Alabama Insurance Examination Report

Examination Passing Ratio, by Prelicensing Provider and Exam, 2017-2021

2021 Prelicensing Provider	Exam	Exams Given	Exams Passed	Exam Passing Ratio
Mogul School of Business -- 2021	Title Insurance Agent	10	5	50%
Mogul School of Business Total -- 2021		10	5	50%
Mogul School of Business -- 2020	Title Insurance Agent	3	2	67%
Mogul School of Business Total -- 2020		3	2	67%

2021 Alabama Insurance Examination Report

Examination Passing Ratio, by Prelicensing Provider and Exam, 2017-2021

2021 Prelicensing Provider	Exam	Exams Given	Exams Passed	Exam Passing Ratio
National Online Insurance School -- 2021	Producer - Life	1	0	0%
National Online Insurance School Total -- 2021		1	0	0%
National Online Insurance School -- 2020	Producer - Health	1	1	100%
	Producer - Life	2	2	100%
	Producer - Life & Health	2	2	100%
	Producer - Property & Casualty	1	1	100%
National Online Insurance School Total -- 2020		6	6	100%
National Online Insurance School -- 2019	Producer - Health	4	1	25%
	Producer - Life	1	0	0%
	Producer - Life & Health	7	5	71%
National Online Insurance School Total -- 2019		12	6	50%
National Online Insurance School -- 2018	Producer - Life	5	2	40%
	Producer - Life & Health	4	2	50%
National Online Insurance School Total -- 2018		9	4	44%
National Online Insurance School -- 2017	Producer - Health	3	0	0%
	Producer - Life	4	2	50%
	Producer - Life & Health	7	5	71%
National Online Insurance School Total -- 2017		14	7	50%

2021 Alabama Insurance Examination Report

Examination Passing Ratio, by Prelicensing Provider and Exam, 2017-2021

2021 Prelicensing Provider	Exam	Exams Given	Exams Passed	Exam Passing Ratio
Norris Insurance Licensing -- 2021	Producer - Life & Health	1	1	100%
	Producer - Property & Casualty	9	6	67%
Norris Insurance Licensing Total -- 2021		10	7	70%
Norris Insurance Licensing -- 2020	Producer - Life & Health	3	2	67%
	Producer - Property & Casualty	2	2	100%
Norris Insurance Licensing Total -- 2020		5	4	80%

2021 Alabama Insurance Examination Report

Examination Passing Ratio, by Prelicensing Provider and Exam, 2017-2021

2021 Prelicensing Provider	Exam	Exams Given	Exams Passed	Exam Passing Ratio
Pre-License School of Insurance -- 2021	Producer - Health	1	1	100%
	Producer - Life	6	4	67%
	Producer - Life & Health	3	3	100%
	Producer - Personal Lines	11	11	100%
	Producer - Property & Casualty	24	9	38%
Pre-License School of Insurance Total -- 2021		45	28	62%
Pre-License School of Insurance -- 2020	Producer - Casualty	6	3	50%
	Producer - Health	1	1	100%
	Producer - Life	3	2	67%
	Producer - Life & Health	2	0	0%
	Producer - Personal Lines	22	16	73%
	Producer - Property & Casualty	7	2	29%
Pre-License School of Insurance Total -- 2020		41	24	59%

2021 Alabama Insurance Examination Report

Examination Passing Ratio, by Prelicensing Provider and Exam, 2017-2021

2021 Prelicensing Provider	Exam	Exams Given	Exams Passed	Exam Passing Ratio
PRELICENSE.COM, a service of WebCE -- 2021	Producer - Casualty	4	3	75%
	Producer - Health	5	3	60%
	Producer - Life	28	21	75%
	Producer - Life & Health	30	24	80%
	Producer - Personal Lines	5	2	40%
	Producer - Property & Casualty	42	26	62%
	Independent Adjuster - Property & Casualty (P&C)	1	0	0%
PRELICENSE.COM, a service of WebCE Total -- 2021		115	79	69%
PRELICENSE.COM, a service of WebCE -- 2020	Producer - Health	10	5	50%
	Producer - Life	12	9	75%
	Producer - Life & Health	24	14	58%
	Producer - Property & Casualty	23	11	48%
WebCE Total -- 2020		69	39	57%
PRELICENSE.COM, a service of WebCE -- 2019	Producer - Casualty	1	1	100%
	Producer - Health	5	4	80%
	Producer - Life	14	11	79%
	Producer - Life & Health	29	25	86%
	Producer - Property & Casualty	20	11	55%
PRELICENSE.COM, a service of WebCE Total -- 2019		69	52	75%
PRELICENSE.COM, a service of WebCE -- 2018	Producer - Casualty	4	3	75%
	Producer - Health	1	1	100%
	Producer - Life	7	6	86%
	Producer - Life & Health	14	12	86%
	Producer - Personal Lines	3	2	67%
	Producer - Property	2	1	50%
	Producer - Property & Casualty	36	14	39%
PRELICENSE.COM, a service of WebCE Total -- 2018		67	39	58%
PRELICENSE.COM, a service of WebCE -- 2017	Producer - Health	13	11	85%
	Producer - Life	9	7	78%
	Producer - Life & Health	55	40	73%
	Producer - Property	1	1	100%
	Producer - Property & Casualty	31	13	42%
PRELICENSE.COM, a service of WebCE Total -- 2017		109	72	66%

2021 Alabama Insurance Examination Report

Examination Passing Ratio, by Prelicensing Provider and Exam, 2017-2021

2021 Prelicensing Provider	Exam	Exams Given	Exams Passed	Exam Passing Ratio
Primerica Life Ins Co -- 2021	Producer - Life	323	185	57%
	Producer - Life & Health	3	2	67%
Primerica Life Ins Co Total -- 2021		326	187	57%
Primerica Life Ins Co -- 2020	Producer - Life	198	115	58%
	Producer - Life & Health	1	1	100%
Primerica Life Ins Co Total -- 2020		199	116	58%
Primerica Life Ins Co -- 2019	Producer - Life	382	189	49%
	Producer - Property & Casualty	1	0	0%
Primerica Life Ins Co Total -- 2019		383	189	49%
Primerica Life Ins Co -- 2018	Producer - Life	353	191	54%
Primerica Life Ins Co Total -- 2018		353	191	54%
Primerica Life Ins Co -- 2017	Producer - Health	1	0	0%
	Producer - Life	370	196	53%
	Producer - Life & Health	1	1	100%
Primerica Life Ins Co Total -- 2017		372	197	53%

2021 Alabama Insurance Examination Report

Examination Passing Ratio, by Prelicensing Provider and Exam, 2017-2021

2021 Prelicensing Provider	Exam	Exams Given	Exams Passed	Exam Passing Ratio
Professional Insurance Agents of AL Inc -- 2021	Producer - Life	2	1	50%
	Producer - Life & Health	1	0	0%
	Producer - Property & Casualty	1	1	100%
Professional Insurance Agents of AL Inc Total -- 2021		4	2	50%
Professional Insurance Agents of AL Inc -- 2018	Producer - Life	1	1	100%
	Producer - Life & Health	1	1	100%
Professional Insurance Agents of AL Inc Total -- 2018		2	2	100%

2021 Alabama Insurance Examination Report

Examination Passing Ratio, by Prelicensing Provider and Exam, 2017-2021

2021 Prelicensing Provider	Exam	Exams Given	Exams Passed	Exam Passing Ratio
R S Thomas Training Associates Inc -- 2021	Producer - Property & Casualty	2	1	50%
	Independent Adjuster - P&C with WC & Crop	1	0	0%
	Independent Adjuster - Property & Casualty (P&C)	3	1	33%
R S Thomas Training Associates Inc Total -- 2021		6	2	33%
R S Thomas Training Associates Inc -- 2019	Producer - Life	1	0	0%
	Independent Adjuster - P&C with WC & Crop	2	0	0%
	Independent Adjuster - Property & Casualty (P&C)	1	1	100%
R S Thomas Training Associates Inc Total -- 2019		4	1	25%
R S Thomas Training Associates Inc -- 2018	Producer - Property & Casualty	2	1	50%
R S Thomas Training Associates Inc Total -- 2018		2	1	50%
R S Thomas Training Associates Inc -- 2017	Producer - Personal Lines	1	1	100%
	Producer - Property & Casualty	1	0	0%
R S Thomas Training Associates Inc Total -- 2017		2	1	50%

2021 Alabama Insurance Examination Report

Examination Passing Ratio, by Prelicensing Provider and Exam, 2017-2021

2021 Prelicensing Provider	Exam	Exams Given	Exams Passed	Exam Passing Ratio
Right Way Adjusting LLC -- 2021	Producer - Life	1	0	0%
	Title Insurance Agent	2	2	100%
Right Way Adjusting LLC Total -- 2021		3	2	67%
Right Way Adjusting LLC -- 2020	Independent Adjuster - P&C with WC & Crop	1	1	100%
Right Way Adjusting LLC Total -- 2020		1	1	100%
Right Way Adjusting LLC -- 2019	Independent Adjuster - P&C with WC & Crop	13	13	100%
Right Way Adjusting LLC Total -- 2019		13	13	100%

2021 Alabama Insurance Examination Report

Examination Passing Ratio, by Prelicensing Provider and Exam, 2017-2021

2021 Prelicensing Provider	Exam	Exams Given	Exams Passed	Exam Passing Ratio
Securities Training Corporation -- 2021	Producer - Life & Health	14	12	86%
Securities Training Corporation Total -- 2021		14	12	86%
Securities Training Corporation -- 2020	Producer - Life & Health	4	4	100%
Securities Training Corporation Total -- 2020		4	4	100%
Securities Training Corporation -- 2019	Producer - Life & Health	5	4	80%
Securities Training Corporation Total -- 2019		5	4	80%
Securities Training Corporation -- 2017	Producer - Life & Health	3	2	67%
Securities Training Corporation Total -- 2017		3	2	67%

2021 Alabama Insurance Examination Report

Examination Passing Ratio, by Prelicensing Provider and Exam, 2017-2021

2021 Prelicensing Provider	Exam	Exams Given	Exams Passed	Exam Passing Ratio
The License Coach -- 2021	Producer - Health	1	1	100%
	Producer - Life	30	22	73%
	Producer - Life & Health	49	27	55%
	Producer - Personal Lines	2	0	0%
The License Coach Total -- 2021		82	50	61%
The License Coach -- 2020	Producer - Life	12	8	67%
	Producer - Life & Health	26	19	73%
The License Coach Total -- 2020		38	27	71%
The License Coach -- 2019	Producer - Health	1	1	100%
	Producer - Life	7	7	100%
	Producer - Life & Health	49	28	57%
The License Coach Total -- 2019		57	36	63%
The License Coach -- 2018	Producer - Health	1	0	0%
	Producer - Life	60	36	60%
	Producer - Life & Health	74	50	68%
The License Coach Total -- 2018		135	86	64%
The License Coach -- 2017	Producer - Health	6	5	83%
	Producer - Life	51	30	59%
	Producer - Life & Health	90	50	56%
The License Coach Total -- 2017		147	85	58%

2021 Alabama Insurance Examination Report

Examination Passing Ratio, by Prelicensing Provider and Exam, 2017-2021

2021 Prelicensing Provider	Exam	Exams Given	Exams Passed	Exam Passing Ratio
Tri-State Insurance & Financial Group -- 2021	Producer - Life	1	0	0%
Tri-State Insurance & Financial Group Total -- 2021		1	0	0%

2021 Alabama Insurance Examination Report

Examination Passing Ratio, by Prelicensing Provider and Exam, 2017-2021

2021 Prelicensing Provider	Exam	Exams Given	Exams Passed	Exam Passing Ratio
Troy University - Dothan -- 2021	Producer - Casualty	3	0	0%
	Producer - Life & Health	6	5	83%
	Producer - Personal Lines	2	2	100%
	Producer - Property	1	0	0%
	Producer - Property & Casualty	31	8	26%
Troy University - Dothan Total 2021		43	15	35%
Troy University - Dothan -- 2020	Producer - Health	1	1	100%
	Producer - Life	1	1	100%
	Producer - Life & Health	14	8	57%
	Producer - Property & Casualty	23	20	87%
Troy University - Dothan Total -- 2020		39	30	77%
Troy University - Dothan -- 2019	Producer - Life & Health	31	18	58%
	Producer - Property & Casualty	19	12	63%
Troy University - Dothan Total -- 2019		50	30	60%
Troy University - Dothan -- 2018	Producer - Life	1	1	100%
	Producer - Life & Health	40	29	73%
	Producer - Property & Casualty	82	60	73%
Troy University - Dothan Total -- 2018		123	90	73%
Troy University - Dothan -- 2017	Producer - Casualty	1	1	100%
	Producer - Life & Health	7	7	100%
	Producer - Personal Lines	2	1	50%
	Producer - Property & Casualty	23	17	74%
Troy University - Dothan Total -- 2017		33	26	79%

2021 Alabama Insurance Examination Report

Examination Passing Ratio, by Prelicensing Provider and Exam, 2017-2021

2021 Prelicensing Provider	Exam	Exams Given	Exams Passed	Exam Passing Ratio
Troy University - Troy -- 2021	Producer - Health	1	1	100%
	Producer - Life	1	1	100%
	Producer - Life & Health	46	32	70%
	Producer - Property & Casualty	117	84	72%
Troy University - Troy Total -- 2021		165	118	72%
Troy University - Troy -- 2020	Producer - Life & Health	43	29	67%
	Producer - Property & Casualty	58	36	62%
Troy University - Troy Total -- 2020		101	65	64%
Troy University - Troy -- 2019	Producer - Life & Health	25	14	56%
	Producer - Property & Casualty	41	29	71%
Troy University - Troy Total -- 2019		66	43	65%
Troy University - Troy -- 2018	Producer - Life & Health	9	8	89%
	Producer - Property & Casualty	31	17	55%
Troy University - Troy Total -- 2018		40	25	63%
Troy University - Troy -- 2017	Producer - Life & Health	16	12	75%
	Producer - Personal Lines	1	0	0%
	Producer - Property & Casualty	27	18	67%
Troy University - Troy Total -- 2017		44	30	68%

2021 Alabama Insurance Examination Report

Examination Passing Ratio, by Prelicensing Provider and Exam, 2017-2021

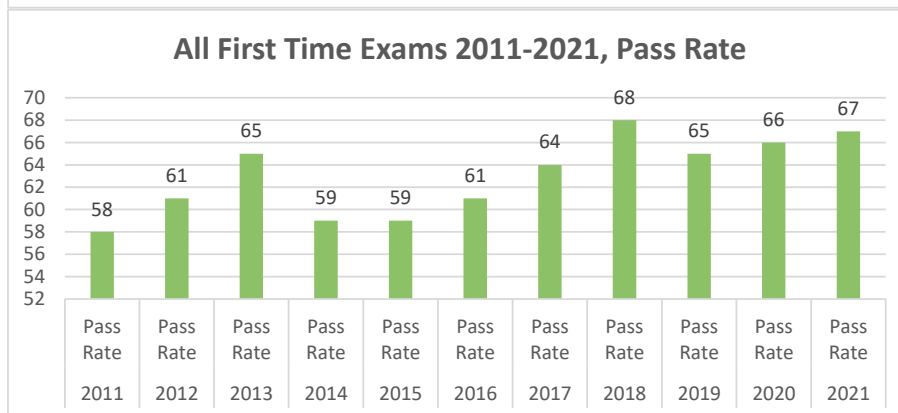



2021 Prelicensing Provider	Exam	Exams Given	Exams Passed	Exam Passing Ratio
The University of Alabama -- 2021	Producer - Bail Bonds	11	5	45%
	Producer - Life	5	2	40%
	Producer - Life & Health	47	37	79%
	Producer - Property & Casualty	108	65	60%
The University of Alabama Total -- 2021		171	109	64%
The University of Alabama -- 2020	Producer - Bail Bonds	11	8	73%
	Producer - Life	8	6	75%
	Producer - Life & Health	17	16	94%
	Producer - Property & Casualty	52	37	71%
The University of Alabama Total -- 2020		88	67	76%
The University of Alabama -- 2019	Producer - Bail Bonds	10	9	90%
	Producer - Health	1	1	100%
	Producer - Life	1	1	100%
	Producer - Life & Health	20	13	65%
	Producer - Property & Casualty	48	30	63%
	Independent Adjuster - Property & Casualty (P&C)	1	0	0%
The University of Alabama Total -- 2019		81	54	67%
The University of Alabama -- 2018	Producer - Bail Bonds	12	3	25%
	Producer - Life & Health	23	18	78%
	Producer - Property & Casualty	45	21	47%
The University of Alabama Total -- 2018		80	42	53%
The University of Alabama -- 2017	Producer - Bail Bonds	7	5	71%
	Producer - Life	3	3	100%
	Producer - Life & Health	15	10	67%
	Producer - Personal Lines	2	1	50%
	Producer - Property & Casualty	19	9	47%
The University of Alabama Total -- 2017		46	28	61%

2021 Alabama Insurance Examination Report

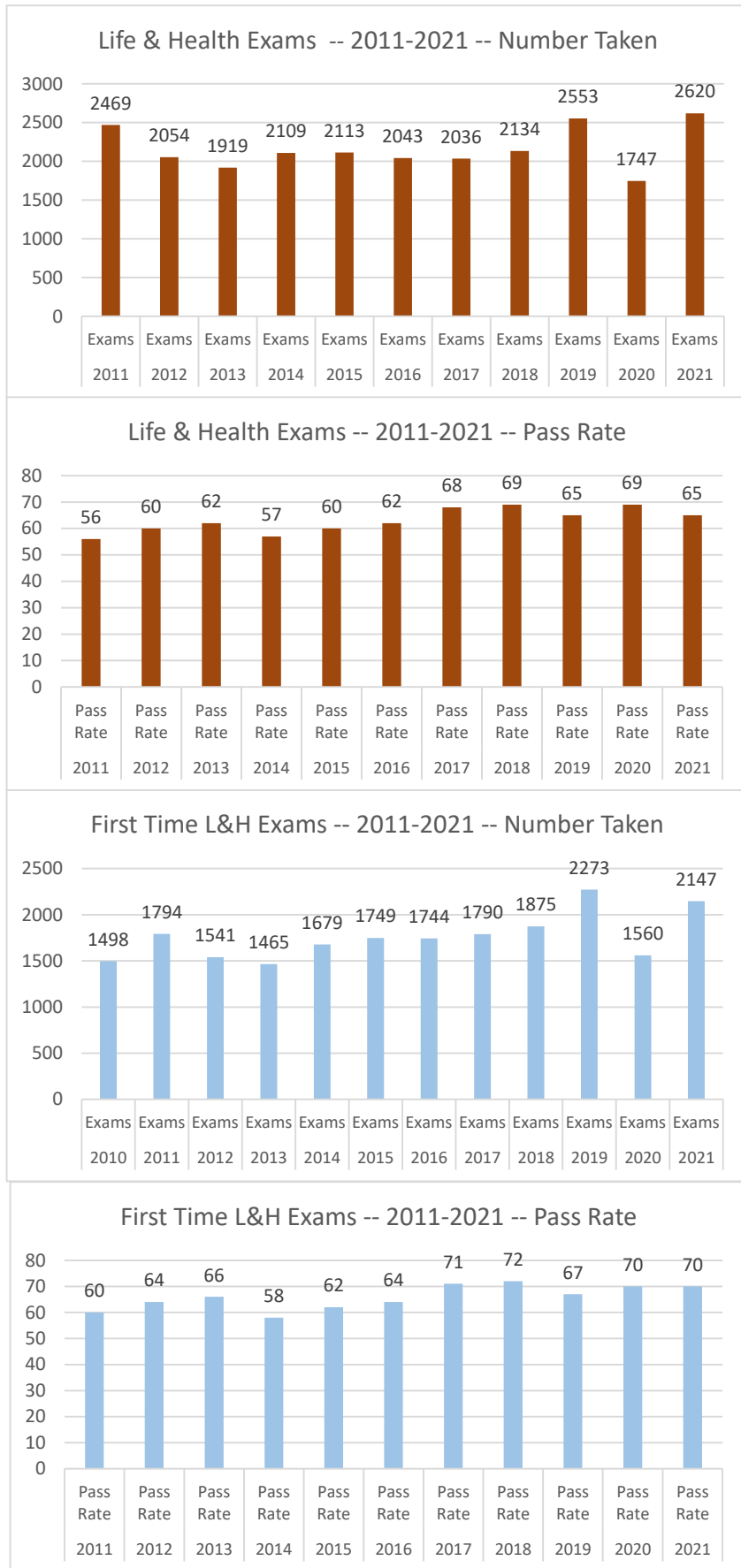
Examination Passing Ratio, by Prelicensing Provider and Exam, 2017-2021

2021 Prelicensing Provider	Exam	Exams Given	Exams Passed	Exam Passing Ratio
XCEL Solutions LLC -- 2021	Producer - Health	44	32	73%
	Producer - Life	295	193	65%
	Producer - Life & Health	1311	773	59%
	Producer - Property & Casualty	38	12	32%
XCEL Solutions LLC Total -- 2021		1688	1010	60%
XCEL Solutions LLC -- 2020	Producer - Health	51	32	63%
	Producer - Life	92	67	73%
	Producer - Life & Health	650	431	66%
	Producer - Property & Casualty	3	2	67%
XCEL Solutions LLC Total -- 2020		796	532	67%
XCEL Solutions LLC -- 2019	Producer - Health	147	83	56%
	Producer - Life	85	61	72%
	Producer - Life & Health	1080	685	63%
XCEL Solutions LLC Total -- 2019		1312	829	63%
XCEL Solutions LLC -- 2018	Producer - Health	6	6	100%
	Producer - Life	27	24	89%
	Producer - Life & Health	412	305	74%
XCEL Solutions LLC Total -- 2018		445	335	75%
XCEL Solutions LLC -- 2017	Producer - Health	17	9	53%
	Producer - Life	24	22	92%
	Producer - Life & Health	551	390	71%
XCEL Solutions LLC Total -- 2017		592	421	71%

2021 Alabama Insurance Examination Report



2021 Alabama Insurance Examination Report



2021 Alabama Insurance Examination Report

